

WING BONE YELPER™

Model No. 348

The Wing Bone Yelper™ was probably one of the first turkey calls used by native American Indians to call turkeys. The Wing Bone Yelper™ consisted of the three bones of a turkey's wing, but we have perfected the call with modern technology.

There is no doubt, for those who master this call, it becomes one of their secret weapons. I can think of many a hard-to-kill gobbler that could not resist a wing bone. You'll have fun with this one.

IMPORTANT: Read all instructions and warnings before using this product to ensure safe use.

Speak The Language®

Will Primos
Will Primos

INSTRUCTIONS

HOLDING THE CALL:

Place the large end of the Wing Bone Yelper™ between the index finger and the thumb (see Diagram 1). For soft calling, gently close hand around the end of the Wing Bone Yelper™ (see Diagram 2). For medium calling, cup both hands at the end of the Wing Bone Yelper™ with the sound directed back toward the face of the caller (see Diagram 3). For loud calling or locating, cup both hands around the large end of the Wing Bone Yelper™ forming a megaphone shape and directing the call in the direction of the turkey (see Diagram 4).

CALLING:

For proper placement every time, move the kisser button to desired location 1/8" to 3/8" from the tip of the call (see Diagram 1). First, moisten lips, then place the small end of the Wing Bone Yelper™ between lips and make a kissing motion with suction to create sounds. The tighter and more intense the kissing action, the louder the sound and higher pitched the tone.

Clucks- Use a sharp, quick kissing action.

Yelps- To create yelps, use a drawn out kissing action.

Cuttin' - To perform cuttin' use loud, erratic and sharp clucking in a series such as to say "Cutt Cutt - Cutt - Cutt Cutt - Cutt Cutt Cutt - Cutt Cutt - Cutt - Cutt - Cutt Cutt".

Kee - Kees- With tighter lips, use a stronger suction, but DO NOT finish the kissing motion or you will get a yelp. Kee - Kee repeat 2 to 6 times.

Diagram 1

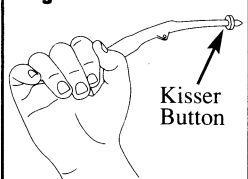


Diagram 2

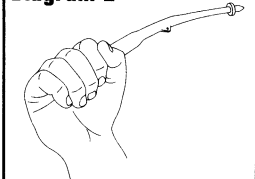


Diagram 3

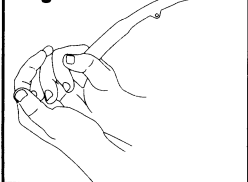
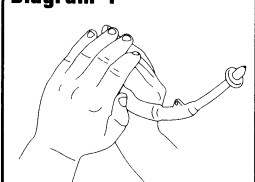


Diagram 4



WARNING: Primos® game calls are so accurate that you might attract other hunters, as well as game. The user of this product assumes all risk of injury in association with the use of this product.

All Primos® game calls come with a Limited Lifetime Service Guarantee. For warranty or service information, email service@primos.com or call customer service at (601)879-9323.



PRIMOS

primos.com