

# DOG CATCHER™

Predator Call

Model No. 370

## Now ANYONE can call Predators!!!

- Perfect Distress Call
- One or Two Handed Operation
- Removable Mouthpiece for Versatile Calling
- Adds Realism to Your Set Up

The Dog Catcher™ is so easy, anyone can pick it up and make a distress call that coyotes just can't resist. Coyotes and other predators are naturally attracted to sounds of injured prey. Usually, they will come in fast, so be ready. Congratulations on a great choice for your next hunt.

Speak The Language®,



Will Primos

**IMPORTANT:** Please read all instructions and warnings before using this product to ensure safe and proper use.

### INSTRUCTIONS & EXERCISES

Diagram 1

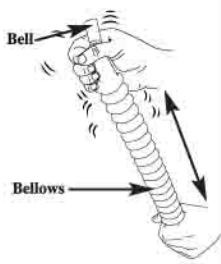


Diagram 2

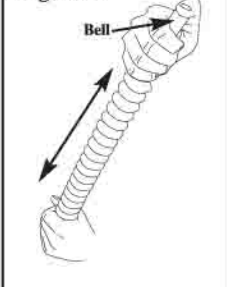
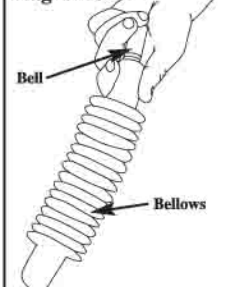


Diagram 3



#### TWO-HANDED OPERATION

Hold The Dog Catcher™ around the bell with one hand. Point it away from your body so that the sound will travel out into the woods and fields (See Diagram 1). Hold the bellows with your other hand (See Diagram 1). With the hand that's on the bell, push the call together then pull apart in a rapid pumping motion (See Diagram 1). Begin loudly and aggressively, then taper the volume and intensity.

#### HIGH-PITCHED SHARP YIPS

Hold The Dog Catcher™ around the bell with one hand. Hold the bellows with your other hand (See Diagram 1). Extend the call all the way. Cover the opening on the bell with your thumb (See Diagram 2) then squeeze back, and release thumb to produce quick sharp yips.

#### ONE-HANDED OPERATION

Hold the Dog Catcher™ around the bell of the call (See Diagram 3). Shake the call from side to side, paying particular attention to produce an irregular rhythm. This can bring coyotes and other predators right to you. This sounds like a coyote that has caught a rabbit and is shaking the rabbit back and forth.

#### CALLING WITH THE BELL REMOVED FROM BELLOWES

Remove the bell from the bellows by pulling back and forth while twisting on the bell. Place the bell (reed facing up) between your index finger and thumb (See Diagram 4). You can use your opposite hand to form a sound chamber around the bell to emphasize the sound.

#### DISTRESS CALLS:

**Jackrabbit Distress** - The Dog Catcher™ is pre-set at the factory with the O-ring at the base of the reed for the jackrabbit distress sound (See Diagram 5). Blow hard into the mouthpiece to create the jackrabbit sounds. Place your free hand around the bell as you begin to blow, open and close your hand at a steady pace for about 10-30 seconds making a "Waaaaaaaaaaaa-waa-waaaaa-waaa-waaaaa" sound.

**Cottontail Distress** - Slide the O-ring to the mid position of the reed (See Diagram 5). Little air pressure is required to blow the cottontail distress call. Cup both hands around the end of the bell. As you begin to blow, open and close your hand in a quick, steady pace for 10-30 seconds creating a "Waaaaaaaaaaaa-waaaaaaaaaaaaa" sound. The pace should be slightly faster than that of a jackrabbit distress call.

**Fawn Distress** - Slide the O-ring to the mid position of the reed (See Diagram 5). The fawn distress is a deliberate, drawn out bawl that has a slow rhythm. Blow hard while opening and closing your hand repeatedly so that it sounds like a baby crying, creating a "Waaaaaaaa-waaaaa-waaaaa-wa-waaaaa-waaaaa" sound.

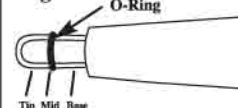
**Ki-Yi** - Move the O-ring to the base of the reed (See Diagram 5). Press down with your top lip or top front teeth at the base of the reed. Start blowing while sliding your lip or teeth out towards the tip of the reed to create the Ki-Yi sound. Imagine a young pup getting his foot stepped on. The call should make a "Yip-Yip-Yip-Yiiiiiiiiipp" sound. This sound is great for stopping coyotes.

**Ki-Yi Distress** - Place your lips or teeth at the mid position. To achieve additional distressed prey sounds, vary how far you put the reed in your mouth while blowing and quivering your lower jaw. Also, use your free hand to add emphasis to your calling sequence. The call should make "yip-yip-yip-yip" sound.

Diagram 4



Diagram 5



FREE CATALOG IN USA 800-622-8076

**WARNING:** Primos® game calls are so accurate that you might attract other hunters, as well as game. The user of this product assumes all risk of injury in association with the use of this product.



**LIFETIME SERVICE GUARANTEE:** All Primos® game calls come with a Limited Lifetime Service Guarantee. For warranty or service information, email [service@primos.com](mailto:service@primos.com) or call customer service at (601) 879-9323 ext. 147.

Made in U.S.A.



0 10135 00370 8

# PRIMOS

[primos.com](http://primos.com)